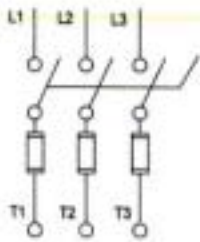




**Padlockable Fusible
OPEN TYPE**



"CC" Type 30 Amp



"J" Type 30 & 60 Amp



"J" Type 100 Amp

600 VOLT		WITH BE OPERATOR		WITH D OPERATOR		BY-1 DEFEATABLE	
FUSE BLOCK AMP/TYPE	SWITCH AMPS/TYPE	CATALOG#▲	LIST	CATALOG#▲	LIST	CATALOG#▲	LIST
30▲▲ / C	40 / ED2	ED2-BE-FC3-0-*	\$198	ED2-D-FC3-0-*	\$204	ED2-BY-FC3-0-*	\$208
30 / C	40 / ED2	ED2-BE-FJ3-0-*	240	ED2-D-FJ3-0-*	246	ED2-BY-FJ3-0-*	250
60 / J	40 / ED2	ED2-BE-FJ6-0-*	255	ED2-D-FJ6-0-*	261	ED2-BY-FJ6-0-*	265
60 / J	80 / EDK4	EDK-BE-FJ6-0-*	290	EDK-D-FJ6-0-*	296	EDK-BY-FJ6-0-*	300
100 / J	80 / EDK4	EDK-BE-FJ1-0-*	320	EDK-D-FJ1-0-*	326	EDK-BY-FJ1-0-*	330
100 / J	125 / ED5	ED5-BE-FJ1-0-*	400	ED5-D-FJ1-0-*	406	ED5-BY-FJ1-0-*	410

Features:

▲ All units are standard and ready to mount into enclosures up to 8" deep.

▲▲ Din Rail Version Available (class CC only) Replace "O" with "D" same price.

The above Fusible Disconnects do not include fuses.

Type "BE" & "D" handles are rated IP65 which is the international standard used in similar applications to standard 4X outdoor watertight, non-corrosive design.

Above units are 3 pole type

* When Ordering Replace Asterisk with Operator Handle Suffix.

Example: ED2-BE-FC3-O-RG

For auxiliary contacts, ground terminals, accessories:

See page ET11. Catalog IC-8. Fuses not included

*Add handle/back plate color suffix

* Suffix	Suffix Color
-RG	Red/Yellow
-SS	Black/Grey
-SI	Black/Silver "BE"

IP65 OPERATORS "BE" & "D"
Dust Tight / Hose Test Tight / Rain Tight
NEMA 1, 3R, 12 (IP65)

BY-1 Operator IP67
Recommended for 4X Applications
(Non-Corrosive Areas).



MINI COMPACT 4X



NEMA 4X

**Padlockable Fusible
ENCLOSED TYPE**



NEMA 3R



NEMA 12

600 VOLT		NEMA 3R		NEMA 12		NEMA 4X	
FUSE BLOCK AMP/TYPE	SWITCH AMPS/TYPE	CATALOG#	LIST	CATALOG#	LIST	CATALOG#	LIST
30 / CC	40 / ED2	ED2-D-FC3-3R-RG	\$360	ED2-D-FC3-12-RG	\$380	ED2-D-FC3-4X-RG	\$380
30 / J	40 / ED2	ED2-D-FJ3-3R-RG	380	ED2-D-FJ3-12-RG	460	ED2-D-FJ3-4X-RG	460
60 / J	40 / ED2	ED2-D-FJ6-3R-RG	395	ED2-D-FJ6-12-RG	475	ED2-D-FJ6-4X-RG	475
60 / J	80 / EDK4	EDK-D-FJ6-3R-RG	480	EDK-D-FJ6-12-RG	520	EDK-D-FJ6-4X-RG	520
100 / J	125 / ED5	ED5-D-FJ1-3R-RG	720	ED5-D-FJ1-12-RG	850	ED5-D-FJ1-4X-RG	850

Notes to Enclosed Type Fusible Disconnects.

Above enclosed units are Standard "D" operators.

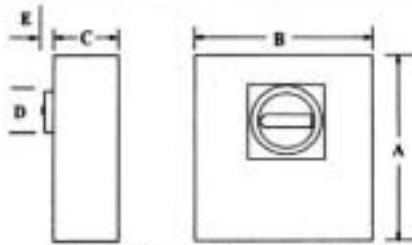
Red / Yellow. If Black desired, replace RG with SS.

For "Finger Safe" Designs add suffix - FS (Add \$24 List)

For additional Accessories Contact Factory.

FUSIBLE DISCONNECTS

ENCLOSED DIMENSIONS

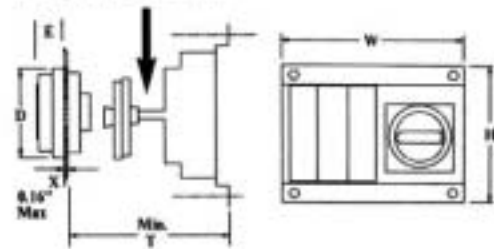


All dimensions in inches (Approx.)

Fuse Block Size	NEMA Enclosure Switch Type	Height A	Width B	Depth C	Operator D	Operator Depth E
30 Amp CC	4X/ED2	7	5	5	2.3/16	1.1/4
30 Amp J	ED2	11.1/4	9.1/4	7	2.13/16	1.1/4
60 Amp J	EDK4	11.1/4	9.1/4	7	2.13/16	1.1/4
100 Amp J	ED5	15.1/0	13.1/3	8.1/4	3.3/4	1.3/4
30 Amp CC	3R/ED2	8	8	6	2.13/16	1.1/4
30 Amp J	ED2	10	8	6	2.13/16	1.1/4
60 Amp J	EDK4	10	8	6	2.13/16	1.1/4
100 Amp J	ED5	14	12	8	3.3/4	1.3/4
CC	N12/ED2	8	6	6	2.13/16	1.1/4
30 Amp J	ED2	10	8	6	2.13/16	1.1/4
60 Amp J	EDK4	10	8	6	2.13/16	1.1/4
100 Amp J	ED5	14	12	8	3.3/4	1.3/4

OPEN DIMENSIONS

AUTO ALIGNMENT



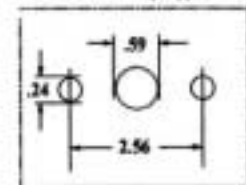
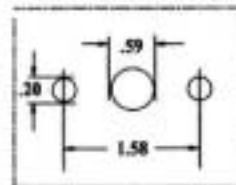
Fuse Block Size	Type Switch	Height A	Width B	Min. Depth T▲	Operator D	Operator Depth E
30 Amp CC	ED2	4	4.5	5	2.13/16	1.1/4
30 Amp J	ED2	6.5/16	8.1/8	5	2.13/16	1.1/4
60 Amp J	EDK4	6.5/16	8.1/8	5	2.13/16	1.1/4
100 Amp J	ED5	7.1/2	10.1/2	6.1/4	3.3/4	1.3/4

▲ 8" Depth is Standard

Dimension of Holes for Door Drillings

* CC * & * J * 30 and 60 Amp

* J * 100 amp Type



TECHNICAL DATA

Switch	Switch Amps (UL/CSA)	Fuse Block Amps	UL Fuse Type 600V	Maximum Horsepower Ratings Three Phase			
				208V	230V	480V	600V
ED2	40	30	CC	5	7.5	15	15
ED2	40	30	J	5	7.5	15	15
EDK4	80	60	J	15	20	40	50
ED5	125	100	J	15	25	50	50

*Accessories are located on page ET11 (IC7 Catalog) under Optional Accessories.

*All Fusible Disconnect Switches are UL Listed Components to 600 VAC

*All Dimensions are Approx. in Inches